


R 0803

Austin, Tex

11-8-8

1430

081 108 019



A. Down up curving
down 'hard/soft.

B Land .

081 108 019



A. UP curving
down soft

B water .

S2

~

Blue
wavy
green

Ad-BK
seafoam

tall
high

white

Ad-BK
SNOW

rough
gritty
dark

sliding

steep

ridgely

gray

high

grey

angular

Ad-BK
like
obsidian
rock

whippris
layered
gravelly
hard
stick
speckled

3

AOLBK
like
granite

AOLBK
feels like
man made

layered
angled
brown
cylindrical

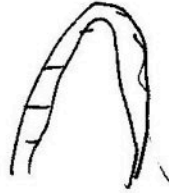
AOLBK
like a pipe
structure

Squash
curving

4

see BC
feel like
a staircase

arched



green
lining


fresh

heavy

green.

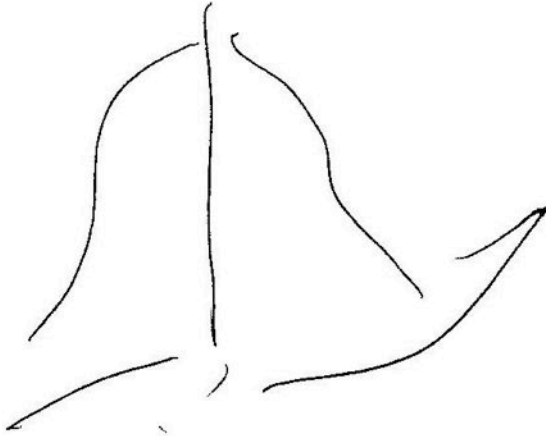
bland.

rank.



wavy

5



crisp
fresh

angled

brown
liney

Acrylic
feels like
an angled
rod

brown
liney

archaec.
square
pebbled.
rocky

6

AcBk
like tree
trunks tog
together

AcBk
compand

circular
serrate ✓

AcBk
like a binder
middle

outside

AcBk
feels like
a
Bldg compo

7
circular.
pedal.
starshaped ..

lucis
hubble,

tall

A I B

awson

amusing

energetic

entertaining

discreet.

yellow.

edged ..

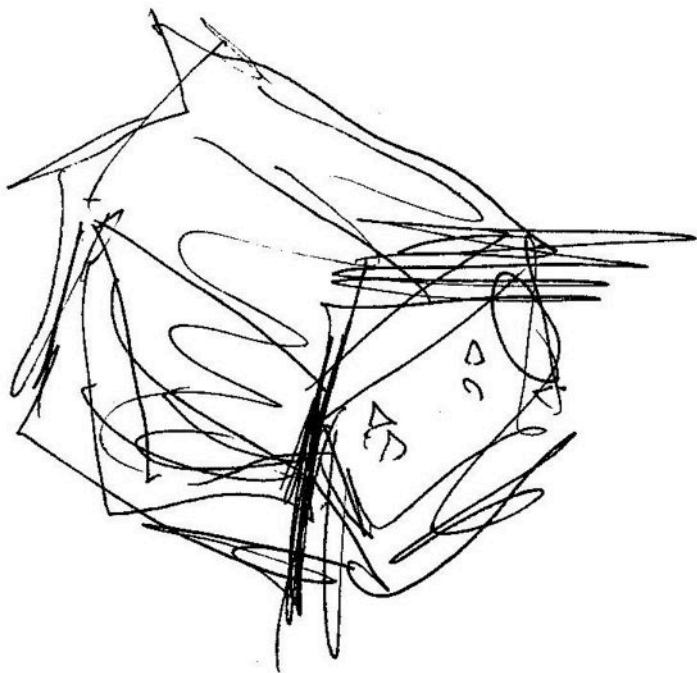
A I B C.

confusing

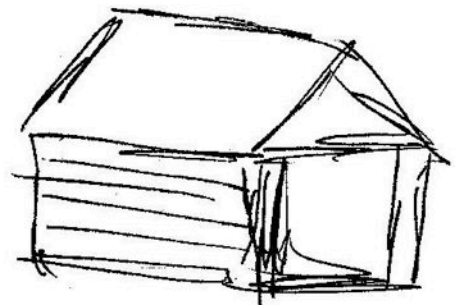
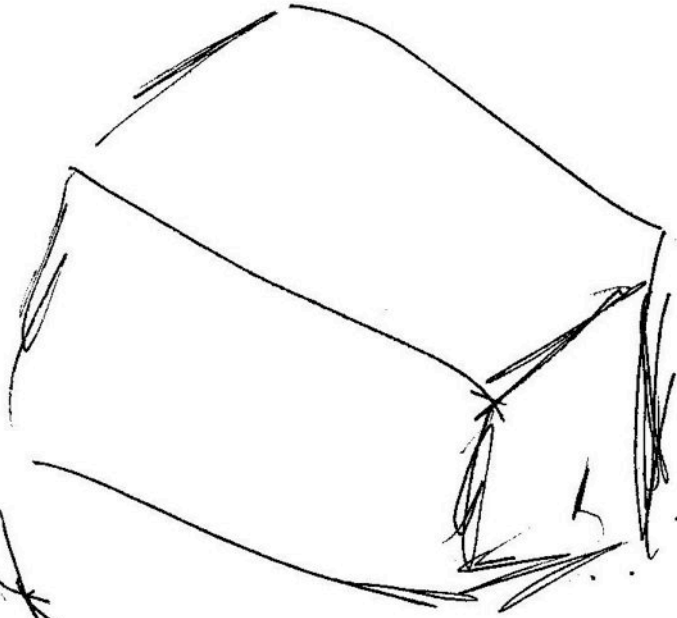

A I B C
like a
Big contra.

S3

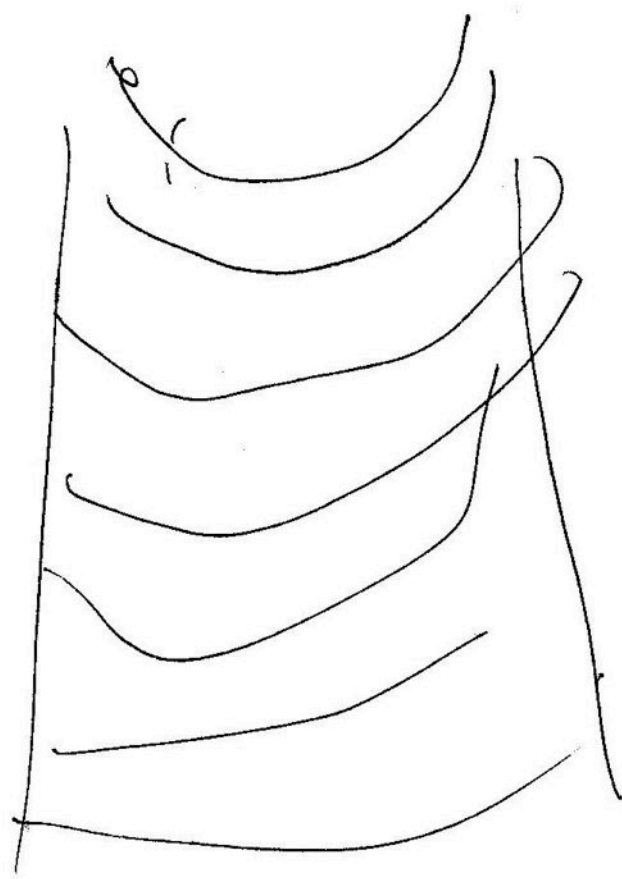
8



Sketch
like 2 Bldgs
side by
side.



K





Acc BK.
like a
passage wear
or
draw it



AOLBK
for the
community
service
worship




AOLBK
look like a
pilgrim lady



Summary

12

- Feels like a group of man-made buildings.
- some more archaic with roofs
- some modern tall.
- Feels like timbers roped together.
- lines with hanging beams
- feels like cementy rocky pebbled surfaces
- A lot of confusion of contrast new + old
- Feels like a  half circle drain or passage way; full of lines
- feels like square structures. some very tall some not tall having flat tops or angled tops.
- feels like a collection of structures

people go to for education and to
- amusement.

Feels as if people are present.

Feels as if a connector center is
important — like the role of a "binder" center.

Feels as if a fence border is
important.

water is in the area.


circular cylindrical structures winding
around.

water rushing through pipes


a border of logs
~~logs~~ of timber
trees, growth.

an arched cement archway.






an arched cement structure
with right angles



rocks




a passage way bordered w/ rocks
reoccurring rectangular structure.

end

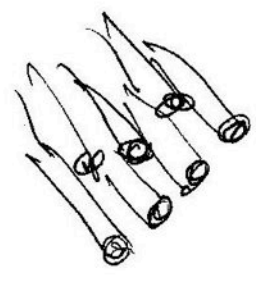
Summary

a compilation of previous
3 pages:

a complex of structures



water draining in between
land/rock structures



pp-structures

end 15-07

08110810

Reflections
ON SESSION

120803

4-10.

lots of info

became some what disoriented

feel. Some info is accurate